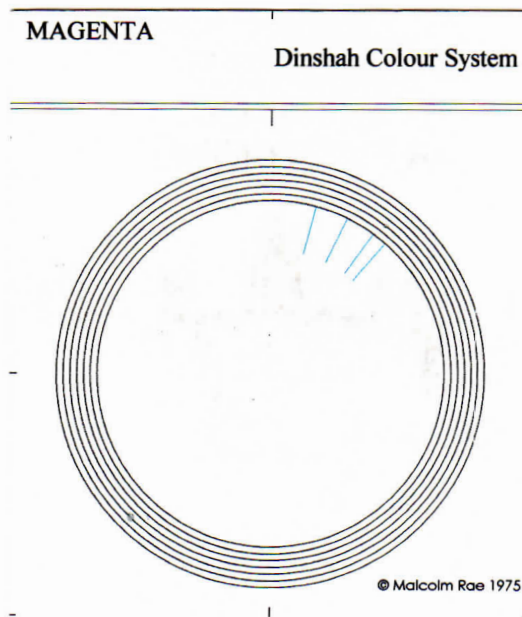




Dinshah P. Ghadiali

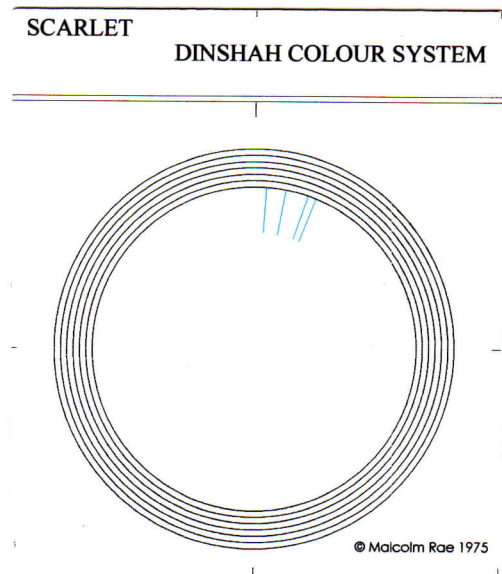

(1873-1966)

Originator of Spectro-Chrome



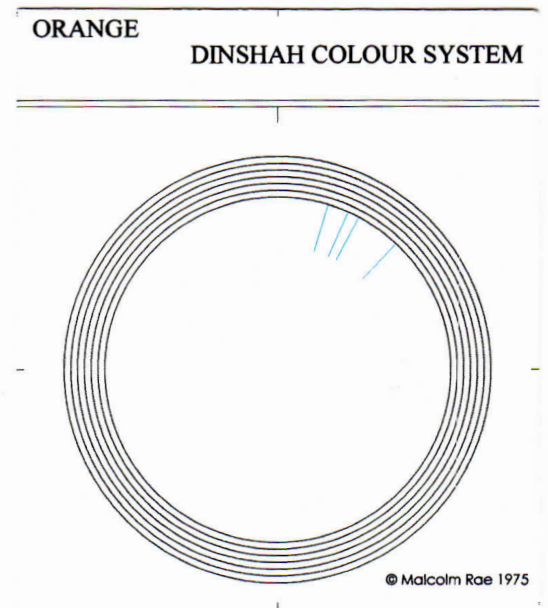
## Magenta

Emotional equilibrator and etheric body builder. Builds and equilibrates heart, blood circulation, kidneys and adrenals, reproductive system.



### Scarlet


Kidney and adrenal stimulant. General stimulant. Increases functional activity of the arteries. Raises blood pressure by three effects: 1) constricts the blood vessels 2) Increases heart rate 3) stimulates activity of the kidneys and adrenals. Accelerates fetal expulsion at time of delivery. Emotional stimulant. Builds sex powers by increasing sensitivity and desire when deficient. Stimulates the reproductive system and menstrual



### Orange

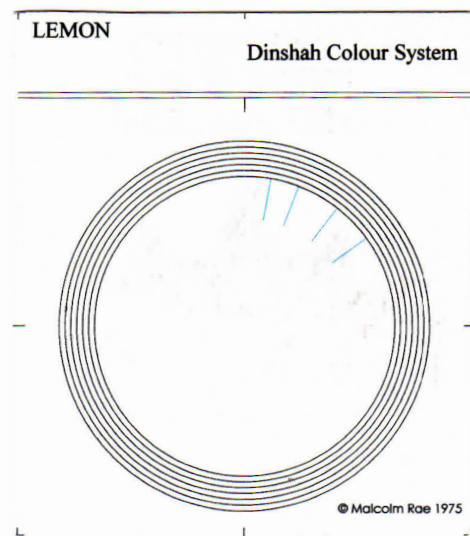

Lung builder and respiratory stimulant.  
Thyroid builder and stimulant.  
Parathyroid depressant.  
Relieves cramps and muscle spasms  
(antispasmodic).  
Stimulates mammary glands to increase  
milk production.  
Stomach stimulant.  
Assists vomiting when stomach contains  
unsuitable matter.  
Relieves flatulence or gas in the digestive  
tract.  
Bone builder; corrects bone softness,  
rickets, by calcium effect.  
Tissue stimulant, decongestant.  
A general body normalizer. An oxygen  
carrier to the lungs.  
Aids the function of the glands and  
improves low vitality.





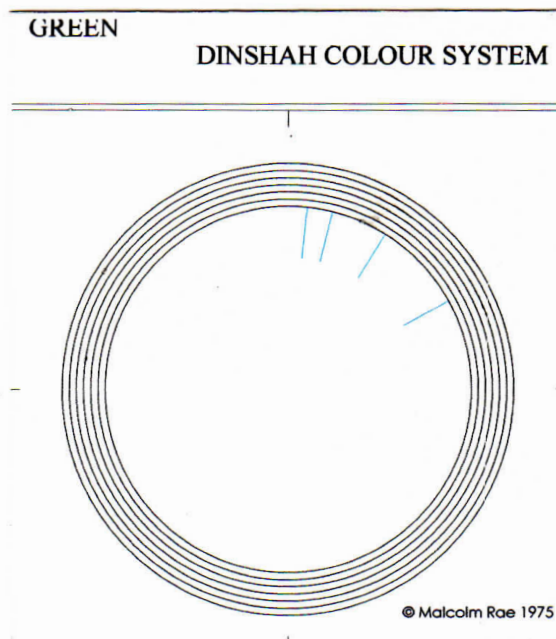
## Yellow

Stimulates the motor nervous system which energizes the muscles. Nerve builder for sensory and motor systems.  
Stimulates the lymphatic system. Mild tissue stimulant.  
Stimulates the intestines, pancreas and production of digestive fluids-bile, hydrochloric acid, etc.  
Increases bowel movements (laxative).  
Spleen depressant; equilibrator in melancholia through the portal circulation.  
Expels worms and parasites.  
Lifts heaviness from the astral/mental bodies.



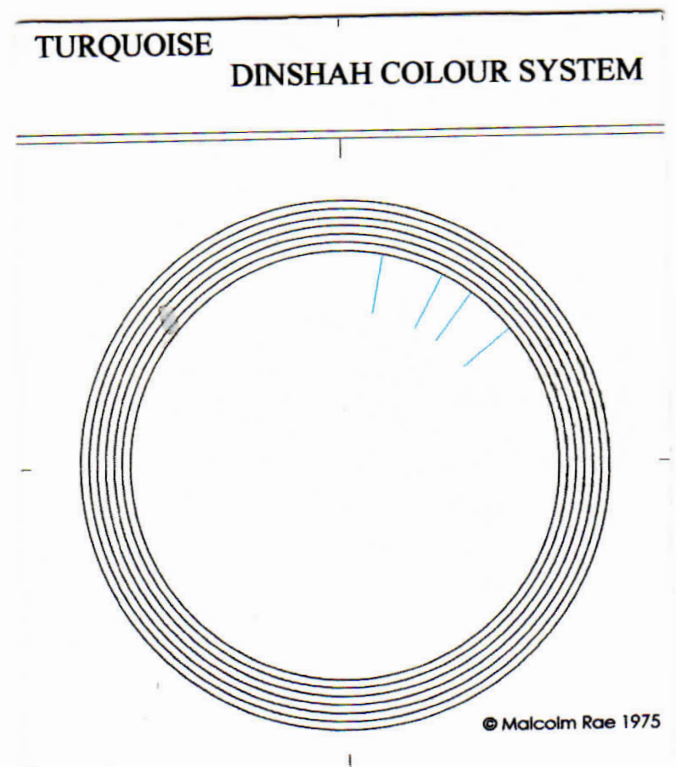
### Lemon

Produces a favorable change in the processes of nutrition and repair in persistent disorders (chronic conditions). Dissolves blood clots. Promotes coughing to expel mucus and fluids from the lungs and air passages. Bone builder. Brain stimulant. Thymus builder and stimulant. Mildly stimulates digestive system.



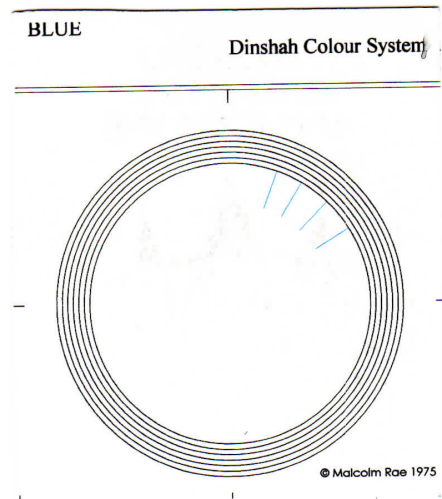
### Green

Cerebral equilibrator. Physical equilibrator, systemic front. Pituitary stimulant and equilibrator. Stimulates the rebuilding of muscles and tissues. Destroys microorganisms, germs, bacteria, cleanses and prevents decay (germicide, bactericide, disinfectant, antiseptic). Builds vitality by working through the glands and lymphatics. Aids absorption of medication. General all around healer.



## Turquoise



Produces a favorable change in the processes of nutrition and repair in recent disorders (acute conditions). Brain depressant. Skin tonic. Rebuilds burned skin.



## Blue

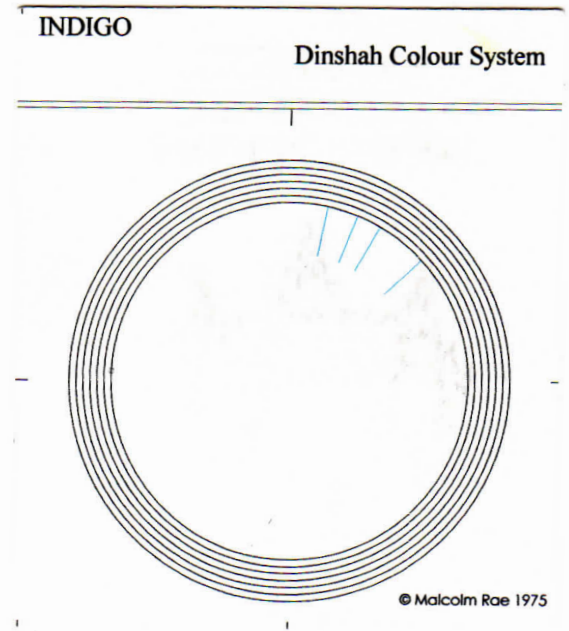
Relieves itching and irritation of abraded surfaces (antipruritic, demulcent).  
Encourages perspiration (diaphoretic).  
Mild sedative. Reduces or removes fever and inflammation (febrifuge, antipyretic, antiphlogistic).  
Pineal stimulant, builds vitality.  
Reducing pain.





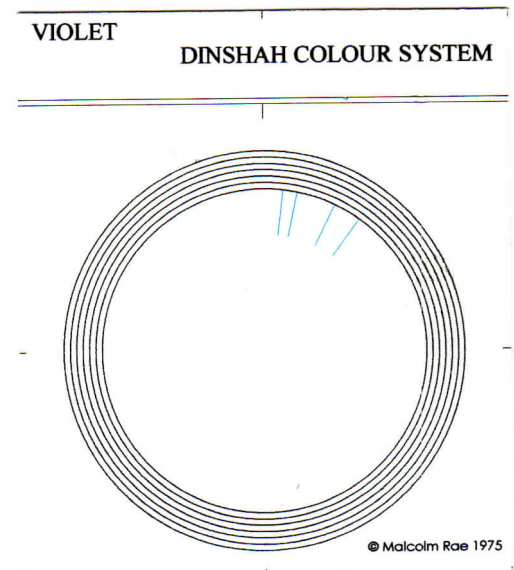
## Purple

Kidney and adrenal depressant. Decreases sensitivity to pain. Induces relaxation and sleep. Increases functional activity of the veins. Lowers blood pressure by three effects: 1) dilates blood vessels 2) reduces the heart rate 3) decreases activity of the kidneys and adrenals. Lowers body temperature. Controls fever and high blood pressure in malaria and recurrent fevers. Emotional and reproductive system depressant. Builds sex powers by decreasing sensitivity and desire when excessive. Moderates blood pressure between heart and lungs. Controls lung hemorrhages; some cases may respond better to Magenta or Scarlet. When in doubt try Purple first. The foregoing approach also applies to cases of dry coughing (coughing, but without production of phlegm).



## Indigo

Parathyroid builder and stimulant.  
Thyroid depressant.  
Respiratory depressant.  
Causes contraction, controls abscesses, lessens secretions, arrests discharges and hemorrhages (astringent, antipyic, anti emetic, homeostatic).  
Promotes the production of phagocytes.  
Mammary depressant reduces milk production (lactifuge).  
Eases suffering, lessens excitement and overactivity (sedative).  
Shock, trauma, pain and/or hemorrhage.  
High blood pressure.



### Violet

Spleen builder and stimulant.

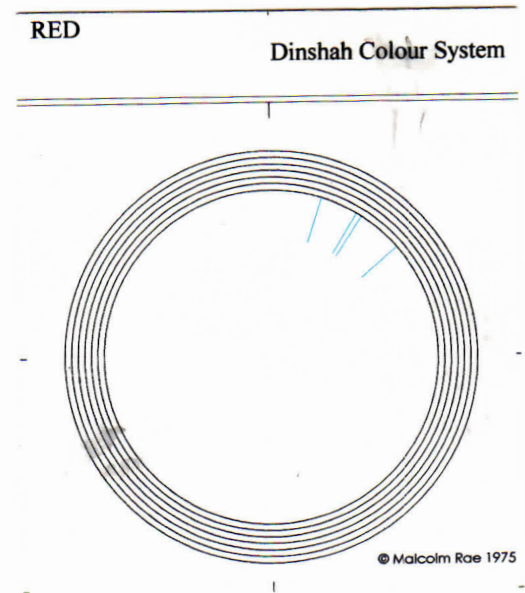
Decreases muscular activity, including the heart muscles.

Lymphatic glands depressant, systemic front.

Pancreas depressant.

Decreases activity of the nervous systems (tranquilizer).

Promotes production of leucocytes, white (Violet) blood cells.



## Red

Stimulates the sensory nervous system which energizes the senses: sight, hearing, touch, taste and smell.  
Liver builder and stimulant.  
Builds platelets, hemoglobin, etc. of the blood (hemoglobic).  
Causes rapid expulsion of debris through the skin; may induce skin redness, itching, pimples, until the internal cleansing process is completed (irritant, pustulant).  
Counteragent for burns from x-rays, ultraviolet, etc.  
Cerebral stimulant.

On the right side of each color is a geometric pattern image. The geometric pattern represents the exact perfect thought for each of the 12 colors. The discovery of this language of geometric thought patterns was made by Malcolm Rae. Malcolm Rae made a clear distinction between discovery and invention. Discovery is the observation or insight into natural phenomena. For example: magnetism, electricity and gravity are natural occurring phenomena. They are part of the world/universe we live in. They were not invented by anyone. They ARE. Inventions are made to harness, use natural occurring phenomena.

The following article by Malcolm Rae explains the process of discovery of these geometric thought patterns. Although the article is entitled Homeopathy Up To Date the discoveries are easily adaptable to any form of defined therapeutic agents such as color, gems, flowers, musical notes, acupuncture meridians/points, etc.



**HOMOEOPATHY UP TO DATE**

by

*Malcolm Rae*

## HOMOEOPATHY UP TO DATE

*Malcolm Rae*

In accepting an invitation to write this article on Homoeopathy, I realised that since it must describe methods which I have discovered or helped to discover, and equipment which I have designed, it would be a little difficult to prevent it seeming dogmatic.

I must, therefore, waste no time in stressing that most of the following will express my present opinions, which to the best of my current belief are sound. To avoid cumbersome repetitiveness, I offer this explanation once only, to cover the whole article.

Opinions have grown from the combination of thought and radiesthetic investigation, and not from reading, for which, regrettably, I can find little time. This means that I may inadvertently describe something as if it were original, when in fact it has been previously described by another investigator. If so, I offer my apologies in advance — it was original *for me*.

When Dr. Hahnemann first formulated the concept of Homoeopathy, he gave to the world an extremely effective system of therapy, which has survived the test of time incredibly well — for time has been very unkind to it.

Since the system was first developed, the number of stresses to which man has subjected himself has multiplied many times.

The concept is none the less valid in spite of the extra complications in which it has become involved — but every new threat to human health requires its similimum — and it does require of the practitioner much greater skill in the selection of remedies, and an enormously more extensive range of remedies from which to select.

The trained radiesthetic sense, aided by a suitable instrument, can be of great assistance in remedy selection, but that is not the subject of this article, which is concerned with the remedies themselves.

For the practitioner to be prepared to meet any requirement immediately would necessitate an enormous stock of remedies, each in a range of potencies. This would entail extensive storage space, and at present prices, a not inconsiderable capital investment.

I cannot claim that the foregoing considerations resulted in my searching for methods of preparing Homoeopathic remedies, other than the customary series of alternating succussions and dilutions: but having stumbled upon an alternative method, I readily recognised its potential.

This alternative method, which I have called “Magneto-geometric potency preparation” came about in the following manner:-

Radiesthetists frequently use a 100 cm. rule, along which to measure the “potency energy” of a sample of a remedy. With the sample located at the “zero” end of the rule, they move the pendulum along the rule from left to right, noting the point at which the pendulum swings exactly at right angles to the rule. This point indicates a relative potency energy. (Figure 1).

It occurred to me that the point of balance thus detected is, in fact, the “boundary” between the remedy’s local energy field, and a component of the earth’s magnetic field, and this view was to some extent corroborated by the observation that measurements made with the rule differently orientated in relation to the terrestrial field yielded different balance points.

This led to a series of measurements being made in respect of several different remedies, using the remedy vial as the central point, and finding the balance point along the rule, with it pointing in turn to each of the Cardinal and half Cardinal points of the compass. The results of these measurements were then plotted on polar graph paper, and the adjacent points joined by straight lines to form a geometric pattern related to each remedy. Each point was found to be solely related to one remedy.

If the interaction of the remedy's energy field with the earth's field resulted in a pattern related to the remedy, it seemed not unlikely that the interaction of the earth's field and the pattern could be used to create a replica of the remedy: and experiments proved this to be the case.

An interesting point then discovered was that the alignment of the pattern with the orientation in which it had been drawn resulted in the replica being of a very high potency (theoretically, infinite potency), whilst the greater the degree of misalignment the lower the potency replicated. From this, a scale was developed, against which to set the pattern to the required potency. At that time — 1966 — a number of patterns related to remedies were prepared, each drawn on a circular disc orientated North — South, and a few experimental instruments were constructed. The remedy discs were similar to those depicted as Figure 2, and the "instruments" approximately as shown in Figure 3.

Tests made with a number of remedies prepared in this manner indicated them to be radiesthetically matched with conventionally prepared remedies: and their effects upon those taking them appeared to be similar: and, in fact, they were encouraging enough to stimulate the consideration of a less crude instrument. Amongst a number of obvious shortcomings in the initial design, it seemed imperative that the following should be eliminated:-

- (a) circular remedy cards would be costly to produce, inconvenient to store, and would restrict the diameter of the vial used which must be the same as the hole in the card.
- (b) the use of the earth's field as an energiser meant that the instrument must be correctly orientated, for were it misorientated, it would yield a potency other than that indicated on the scale.

To overcome the former, experiments were undertaken to discover whether the influence of the energised pattern could be guided along a wire from the centre of the drawing to the base of a cylindrical container into which a vial could be placed. These experiments confirmed that this could be done, with the result that the pattern could be located vertically, and thus be removed from the relevant effects of the earth's field.

Further experiment showed that the earth's field could be replaced by that of a small permanent magnet: and hence it became possible to enclose the instrument in a suitable case. During the investigations, it had been discovered that a card bearing a circle, magnetically energised, would erase the pattern from a potentised medium placed within the circle: and also that it would erase the potency energy from a conventionally prepared Homoeopathic remedy. The potency could be restored to the conventionally prepared remedy by succussion, without the addition of further substance: whereas all record of the remedy was erased from a magneto-geometrically prepared remedy. It was therefore decided to incorporate a "neutraliser" in the form of a magnetically energised circle, which could be switched to the base of the cylindrical vial container, which became known as the "well".

Energised by a permanent magnet, the vertically located pattern resulted in the production of energy of "infinite potency", which, due to circuit losses, was reduced to slightly above 10MM. From this varying amounts of energy had to be drawn off, to yield the required potency at the base of the instrument's well.

It was found that this control of potency could be achieved by a proportional divider, for which purpose an ordinary radio potentiometer is suitable. The latter could be set against a scale marked with the customarily used potencies — or, of course, at any point between them: and to just the degree that accuracy of potencies is important, this facility for selecting intermediate potencies by interpolation is valuable.



The gradations of the potency scale were set up to correspond with averages of stated potencies of new, previously unopened, remedies from various Homoeopathic chemists.

The sizes of division on the scale furnish an indication of the relative potency energy field of the various potencies: whereas the numbers by which they are customarily described merely indicate the number of stages of dilution and succussion involved in their preparation.

Thus, the energy field of a 200C is only about twice that of a 30C, and that of a 1M is about twice that of a 100C.

The Mark I potency simulator, contained in a wooden case, was constructed to incorporate the results of the foregoing researches, and a number of these were made and tested over a period of two years before being superceded by the first "production model", — the Mark II — which was similar, except that the case was entirely of perspex.

It should be explained that the term "potency simulator" rather than "potentiser" or "potency maker" was adopted, because, whilst the instruments prepared remedies which apparently exerted exactly the same effect upon a patient as did their conventionally prepared counterparts, it was not then known whether any difference beyond the method of preparation, did, in fact, exist.

Interest in this model, largely from overseas, led to the design of a compact version — the Mark III — which has the advantage of a larger detachable well, for which it uses a standard size vial of 88 cc capacity, thus enabling stocks of remedies to be prepared in the containers in which they are to be stored, and of the absence of all switching, the instrument being so designed that it "potentises" whenever there is a remedy card in the slot, and "neutralises" if there is no card in the slot. It is depicted as Figure 4.

Whilst the instruments were undergoing development, so too were the remedy patterns. The original circular design has been superceded by rectangular cards which fitted into a slot in the top of the instrument, and bore the remedy pattern in an improved form (Figure 5). The transition from the earlier to the later forms occurred when it was discovered that the patterns could be drawn using arbitrary orientations of the rule as already described, or by selecting a fixed point on the rule and slowly rotating it degree by degree, and marking the orientations at which the pendulum swings at right angles to the rule over the selected point. The latter proved to be the more convenient method.

Furthermore it was found that the lines joining the points on the original patterns were unnecessary, the points themselves being the operative factors. Data for cards is obtained radiesthetically, using the constant formula:- *"The ascending series of angles, each expressing to the nearest whole degree of arc, between the vertical radius representing no degrees from the centre of the potency simulator diagram, which solely represents . . . . . (name of remedy), in such a way that a perfect potency of it may be prepared in the potency simulator for which the card is designed"*.

To this formula, expressed as a symbol, the brain will respond in the same way as it responds to other symbols which instruct it how to think about a given subject, as, for example, a "£" sign, which tells the reader how to regard the numeral which follows it. When the reader sees "£5", he will hardly be aware of the "£" sign, which nevertheless controls the context in which he considers the "5".

Informative symbols of this type can be described as "operators", and the formula for finding the data for simulator cards, has been crystallised into an operator, to ensure that whilst dowsing for the cards' data, the dowser's thoughts are influenced only by the precise definition of the data he requires.

Data having been obtained, a master card is drawn, using the degree marks of a much larger circle than those printed on the production cards, in order to produce greater accuracy. The production cards are then printed photographically from the master card.

Each card may require up to 6 partial radii, and it is interesting to note that combinations of 6 radii



drawn to an accuracy of 1 degree of arc, amount to 467, 916, 713, 911, 200 — so there is no likelihood of shortage of representation space.

More elaborate models of the simulator have been developed, but with one exception, which will be described later, they all employ the same principle. The information which has led to these instruments does not depend upon the application of any theoretical knowledge previously known to the writer — and in an attempt to make the process by which the remedies are prepared seem a little less “improbable” the following model of how it might operate, is offered:-

The process depends primarily upon the capacity of water to accept and convey any magnetically energised pattern which is appropriately applied to it. This peculiarity enables water to be “potentised” — or charged — from a geometric pattern representing any remedy, and to become the equivalent of a “potency” of that remedy.

An interesting observation is that any substance can be charged with its own potency energy, but water, alone, can be charged with the potency energy of any other substance.

The best analogy available is this:-

- (1) Imagine a plan view of two concentric cylindrical open-topped tanks each almost full of water. Imagine that the outer tank has entering it a pipe from a pump which rhythmically increases and decreases the pressure inside it. (Figure 6).
- (2) Under such circumstances, the water in the outer tank will be disturbed by pressure waves, from which the water in the inner tank will be screened by its cylindrical construction.
- (3) Now imagine a short length of pipe extending towards the centre of the inner tank from a hole in its side. From the inner end of the pipe, ripples will be formed. (Figure 7).
- (4) Add a second length of pipe from another hole in the side of the inner tank, and ripples will emerge from it, to mingle with those from the first pipe, forming an interference pattern. (Figure 8).

In the foregoing analogy, the pulsating water in the outer tank represents the pulsations attributed to the magnet, and the inner tank and pipes represent the simulator card, on which printed lines are able to carry the magnetic pulsations.

The interference pattern is not affected by size, but is dependent solely upon proportion: and it may be compressed into a connection from a point at or near its centre, and lead to a circular disc, wherein it expands to cover the area of the disc. A vial of water, standing on the disc, will become charged with the pattern of the card — as long as the vial holding the water is cylindrical in shape.

The pattern within the circle is a function of the following factors:-

- (1) The nature of the vibrations applied to it.
- (2) The number of partial radii.
- (3) The relative lengths of the partial radii.
- (4) The angular distance apart of the partial radii.

However, since the magnetic vibrations employed are a facet of the Universe, they may be regarded as constant, and by making all the partial radii the same length, the pattern becomes dependent only upon the number of partial radii, and the angular distance between them.



Excluding surgery, manipulation, and methods involving direct adjustment of the patient's physical body, there appear to be no more than two basic ways in which a therapist can influence him. He can introduce into the patient coded instructions designed to remind him what to do to remedy his disorders (which would include all oral remedies other than food supplements), and he can provide him with the material substances required by his organism to fulfil those instructions. All Homoeopathic remedies, however prepared, above about 12C potency, and all magneto-geometrically prepared remedies, regardless of potency, are solely coded message bearers, and nothing else. They do not contain the material, but only the information pattern of the substance they represent.

It must be stressed that exact equivalents of conventionally made Homoeopathic remedies below 12C, or of tissue salts, cannot be made by magneto geometry: for whilst it can replicate the thought which defines the material, it cannot create the material.

In practise, it appears to be the "message" only which is required for most administrations of even low potency preparations – but the limitation must not be overlooked.

Outside of that limitation, magneto-geometric preparation has a number of advantages, and no disadvantages known to me. Amongst the advantages are the following:-

- (1) ' Remedies prepared by magneto-geometry are consistently as accurate as the standard to which the cards are drawn. They cannot vary due to variations in mother tinctures. Nor can they be influenced by the substance of the containers in which they were potentised.
- (2) Regardless of the potency required, only one process is needed, occupying a maximum of 6 minutes. This removes all liability of error which might occur in the long sequence of processes, and it enables high potencies of new remedies to be prepared in minutes.
- (3) To prepare remedies, such as Oxygen M, which would be difficult if not impossible to prepare by succussion-dilution, is no problem. Hence the range of remedies available to the Homoeopath has been greatly extended by the development of the magneto-geometric method.
- (4) The ability to prepare a remedy within minutes relieves the practitioner of the need to carry large stocks, and enables him to provide a remedy or potency which he does not have in stock, without having to order it and await its arrival. Moreover, instruments are small enough for a visiting doctor to carry one, together with a suitable selection of cards, on his rounds.
- (5) The cost of each card, from which an unlimited quantity of the remedy, in any potency, may be prepared, is only about the same as the cost of the smallest vial of a manufactured remedy.
- (6) The list of Homoeopathic remedies for which cards are available exceeds 2,000, and continues to increase in response to requests for remedies not yet listed.

Consideration of these advantages focusses the attention upon two serious weaknesses in the descriptions applied to Homoeopathic preparations. These are:-

- (1) As previously observed, the number used to describe the potency of a preparation does not describe the preparation itself, but relates only to the number of stages of succussion to which it has been subjected, and the degree of dilution at each stage. It is, then, little wonder that radiesthetically competent Homoeopaths have not infrequently observed differences between remedies bearing the same description, from different manufacturers – for the actual potency is dependent upon many factors, amongst which are:-
  - (a) The number of stages of succussion and dilution.
  - (b) The number of succussions per stage.



- (c) The degree of dilution per stage, which is normally standardised to one in ten parts or to one in one hundred.
- (d) The violence of the impact of each succussion.
- (e) The orientation of travel prior to that impact.
- (f) The length of travel prior to that impact.

There are probably other factors, but the foregoing are enough to render it obvious, that unless all were standardised throughout all manufacturers, differences in products would surely occur.

- (2) The second weakness to which I would refer is an overlooked factor which might be described as "the quality of the remedy", and the most suitable analogy by which to illustrate it is electrical. Two definitions normally applied to a Homoeopathic remedy are:-
  - (a) The substance from which it is prepared, which might be called its "characteristic".
  - (b) Its potency, which might be regarded as its "voltage".

The "characteristic" of a car battery could be described as "direct current electro motive force", and its voltage would probably be nominally twelve measured when the battery is not connected to a circuit which is drawing power from it. However, the time throughout which a battery will remain at twelve volts when apparatus connected to it is drawing on its content, is called its capacity, and is expressed in ampere-hours. The number of ampere-hours available will depend on the size of the battery, and the amount of charge which it is holding. Together, these two factors might be termed its "quality".

When an oral remedy is taken by a patient, it is similar to a little battery from which is drawn the patient's requirement. If the remedy is of poor quality, the patient's requirements soon discharges it, and renders it ineffectual. If it is of high quality, however, it will be better able to meet the patient's needs.

The quality of a succussion-dilution prepared remedy is probably dependent upon the factors which I have enumerated, or at least upon some of them. Observation of Dr. Hahnemann's instructions produced a high quality remedy. The quality of a remedy may be measured radiesthetically, on a 100 cm. rule having a circular disc at the zero end. The remedy is placed upon the disc, and the extent of the energy field along the rule is measured with a pendulum. A magnet is brought close to the edge of the disc at the same instant that a stop watch is started, and the magnet will start to neutralise the remedy and reduce its field. A continuous check on the measurement along the rule is made, until it has reached exactly half its original measurement, at which times the watch is stopped. The time which has elapsed whilst the reduction in measurement has occurred may be regarded as the half life of the remedy under those circumstances, and the longer it is, the better is the remedy's quality.

If standard comparative measurements are to be made in this manner, it is of course necessary to have the rule correctly orientated and remote from ferrous metal: it is necessary to use a standard size and material of disc, and it is necessary to use a standard magnet always identically placed: but Homoeopaths with radiesthetic sensitivity may make relative comparisons of remedies from their own stocks by the simple method I have outlined.

Remedies prepared by the efficient application of magneto-geometry will be found to have about the highest "capacity" available, and may, amongst other positive characteristics, be expected to possess a commensurately long "shelf life" should the need arise to store them.

Earlier in this article, mention was made of an instrument which will prepare remedies from substances, or from existing potencies of substances, without the use of geometric cards. This is illustrated as figure 9, and functions by the application of magnetism to a sample of the substance from which the potency is required: or by the application of magnetism to any potency of that substance. It does not supersede the potency simulator, but rather it is complementary to it — for whilst the former can prepare potencies of substances for which the user possesses none, the latter will

immediately prepare a potency of any substance which he does possess. It renders auto-therapy much more workable than it has previously been, for a potency can be made within a few minutes, from a sample of a patient's blood, urine, or sputum.

It enables the practitioner to prepare, immediately, highly individualistic remedies sometimes required for treating allergies.

Not only will it prepare any potency from any substance, but it will prepare any potency from any other potency of that substance. For example, if Gelsemium 30 is available, and Gelsemium M is needed, or visa versa, the required potency may be prepared from that which is already available.

In conclusion, it should be stressed that whatever weaknesses exist in the theoretical understanding of magneto-geometric remedy preparation, the system has been well tried by many Homoeopaths. There are around 1,000 instruments currently in use, in 19 different countries, and an ever-increasing demand for additions to the already 2,000-strong card repertoire.

Fig. 1

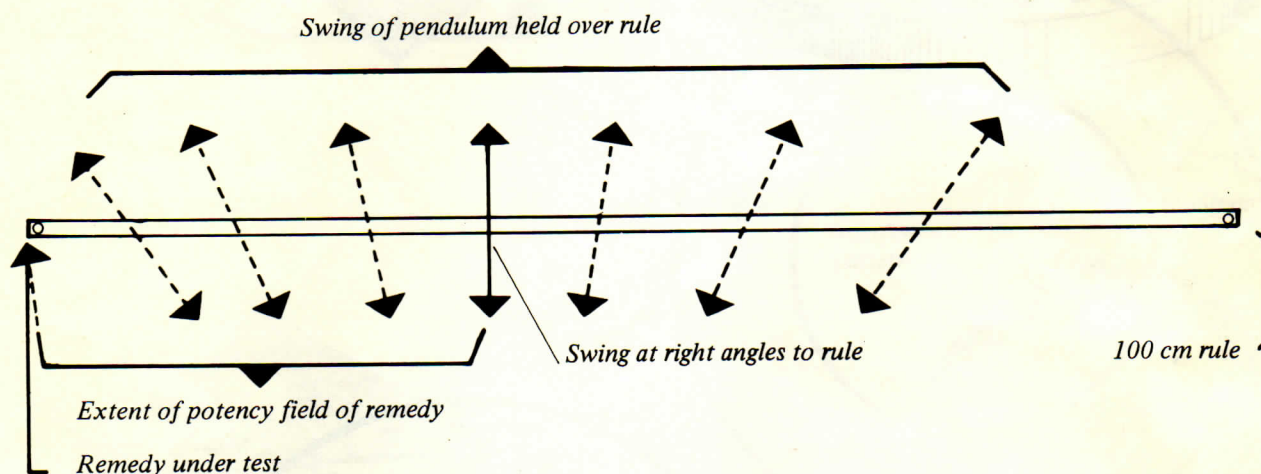


Fig. 2

*Circular potency simulator card representing Argentum Nitricum*

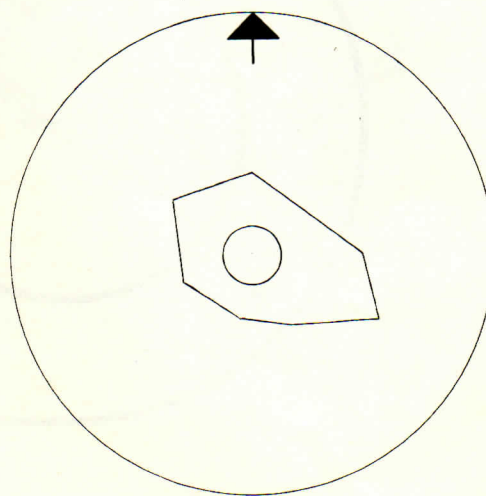




Fig. 3

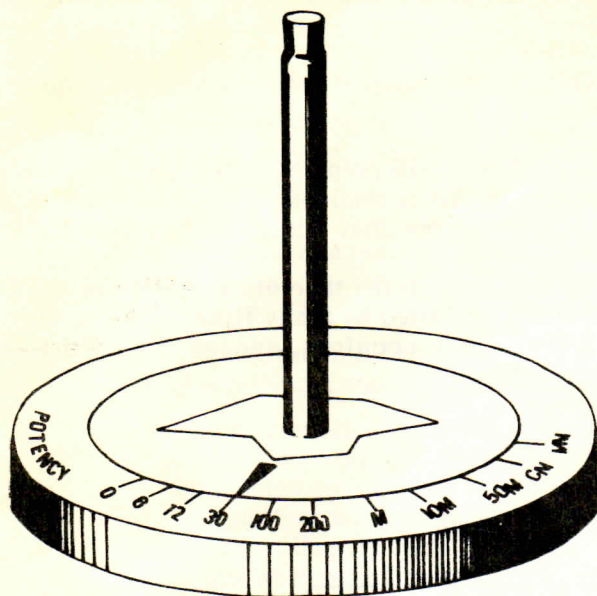


Fig. 4


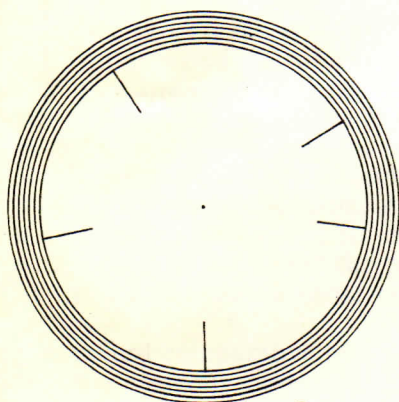


Fig. 5  
Melitagrimum



© Malcolm Rae 1972

Fig. 6

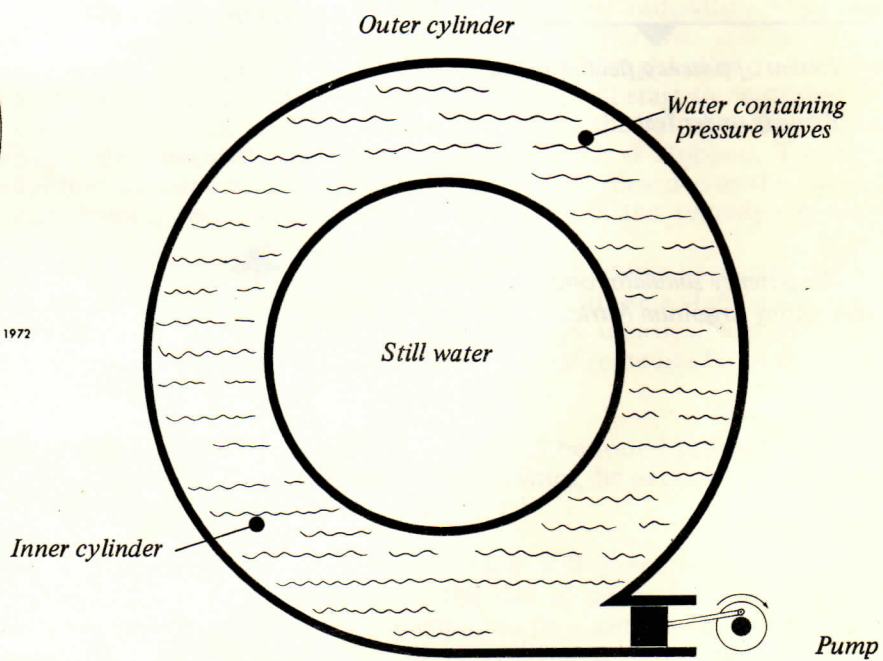


Fig. 7

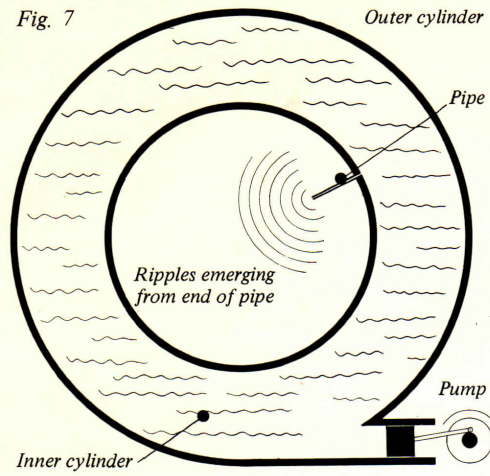


Fig. 8

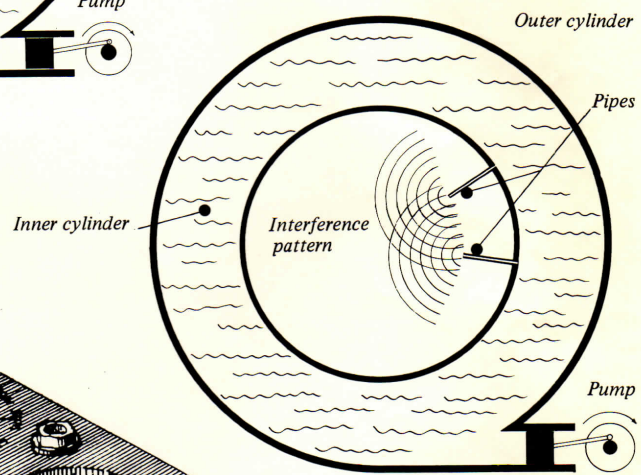
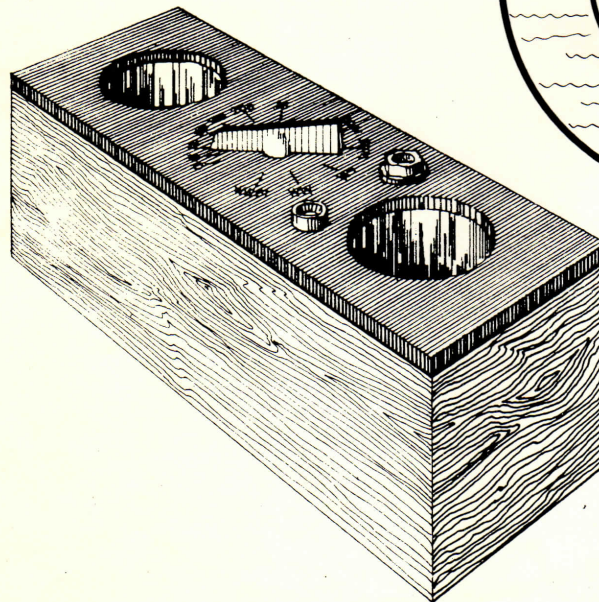


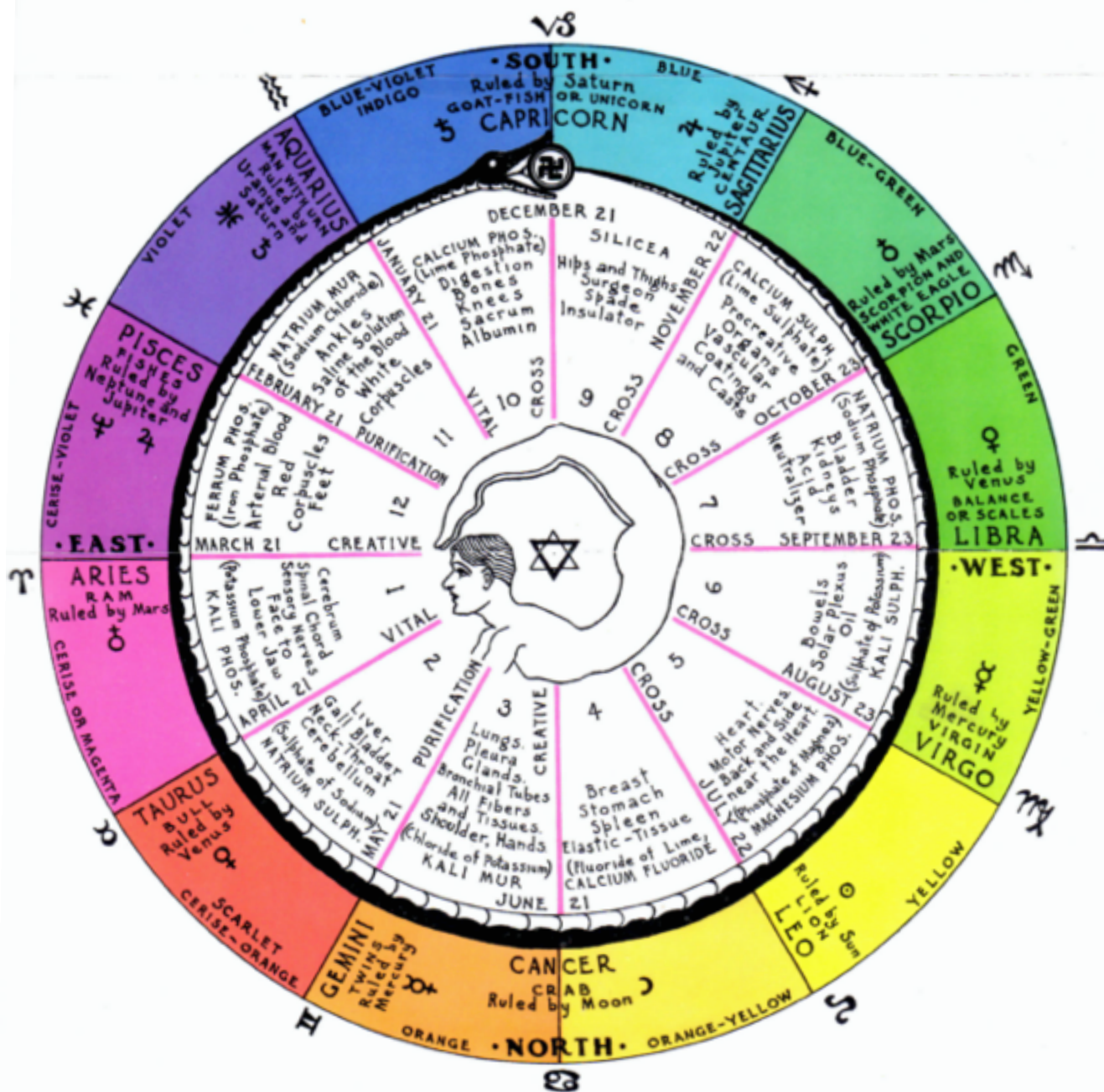
Fig. 9





# ASTRO-CHEMICO-PHYSIOLOGICAL AND CHROMATIC CHART

By  
INEZ EUDORA PERRY



This astro-chemico-physiological and chromatic chart comes from the book:  
The Zodiac and the Salts of Salvation by George W. Carey (Author), Inez E. Perry (Author)

The work of Dinshah, Carey/Perry and homeopathy are able to be combined thanks to the brilliant insight and inventions of Malcolm Rae. Looking at Aries we find that Aries is a fire sign, the color associated with Aries is Magenta and the biochemical cell salt associated with this sign and color is kali phos. Expanding these findings it is possible to form a more dynamic formula. The formula for Aries would be thus:

Color: Magenta

Biochemic salt: Kali Phos

RS Flower: Jasmine

Element: Fire

Element: Ether

Combining all of these using a Rae instrument will facilitate the production of dynamic formulas for Aries and all of the additional Zodiac signs. These formulas may be taken in homeopathic potency internally. The potency of each aspect of the formula is 5x.

Why is the flower medicine Jasmine and the element Ether included in each formula?  
This is the proving for Jasmine.

**Jasmine** assists the soul in bringing new impulses into the mind. These new impulses will assist the individual in forming new ways of thinking and acting. Jasmine helps propel us out of our ruts of thinking and acting. Jasmine opens up our artistic, creative abilities. Jasmine keeps us from being stuck in our ruts. Jasmine may be taken as a single flower medicine, combined with other flower medicines or in combination with other energetic medicines and herbs. Jasmine is a universal medicine. For more information there is a lecture and handout by Robert Stevens entitled 41 Flower Medicines on this website.

All of the Zodiac signs are associated with the elements air, fire, water and earth. The missing element is ether. Why include the ether element in these formulas? Ether represents space. All life activities take place in space. Including the ether element in these formulas broadens the dynamic aspect of the four great elements air, fire, water and earth by associating them with the fifth element ether. With the addition of the ether element in each formula the formulas become more whole. The ether element gave birth to the other four elements. So, by including the ether element in the formulas we are including the birth mother of air, fire, water and earth.

All of the formulas are represented by the following chart.

## Color, Biochemic Cell Salt, Flower Medicine, Element Formulas For the Signs of the Zodiac

Aries  
Magenta  
Kali Phos  
Jasmine Flower  
Ether Element  
Fire Element

Taurus  
Red/Scarlet  
Natrum Sulph  
Jasmine Flower  
Ether Element  
Earth Element

Gemini  
Orange  
Kali Mur  
Jasmine Flower  
Ether Element  
Air Element

Cancer  
Orange/Yellow  
Calcarea Fluor  
Jasmine Flower  
Ether Element  
Water Element

Leo  
Yellow  
Magnesia Phos  
Jasmine Flower  
Ether Element  
Fire Element

Virgo  
Lemon  
Kali Sulph  
Jasmine Flower  
Ether Element  
Earth Element



Libra  
Green  
Natrum Phos  
Jasmine Flower  
Ether Element  
Air Element

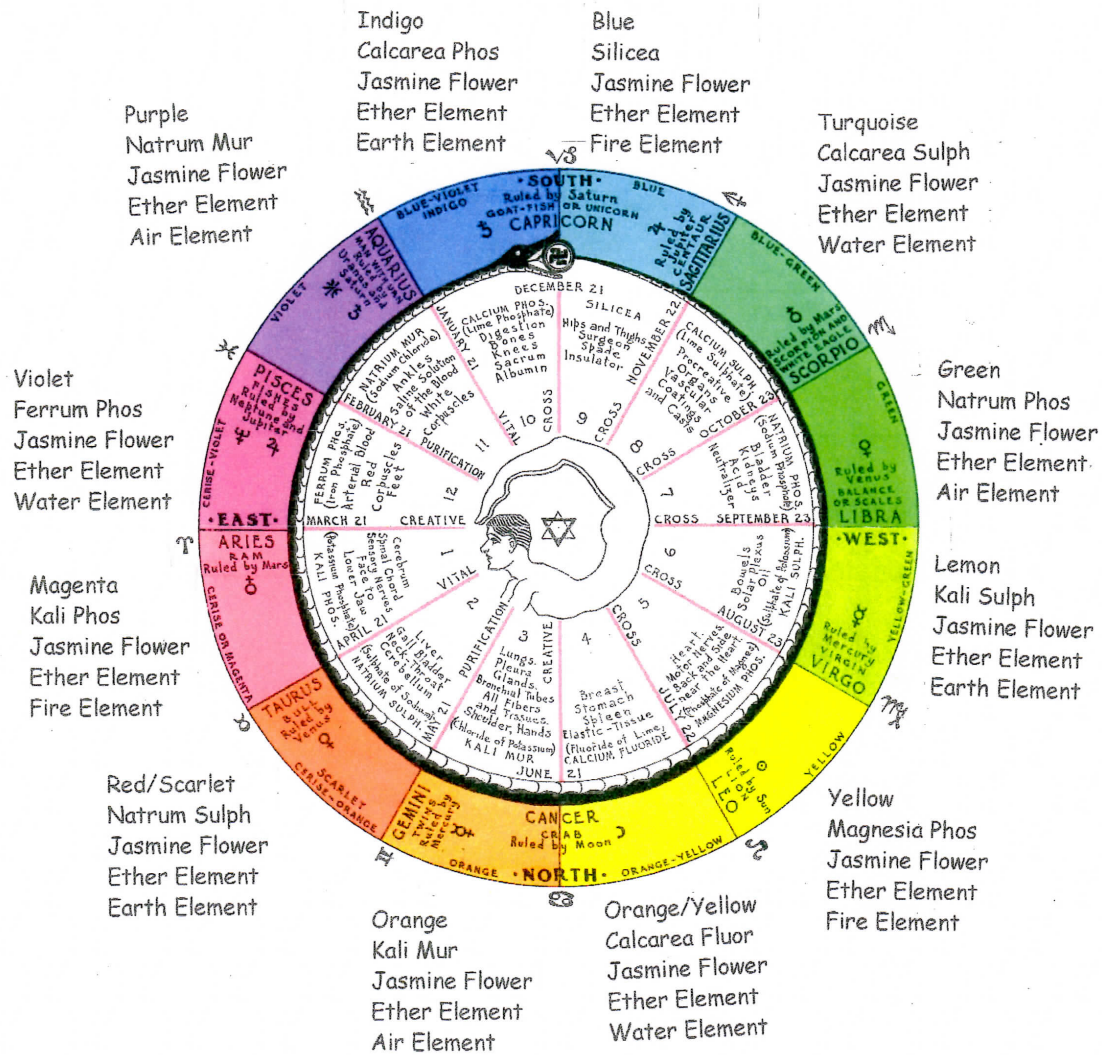
Scorpio  
Turquoise  
Calcarea Sulph  
Jasmine Flower  
Ether Element  
Water Element

Sagittarius  
Blue  
Silicea  
Jasmine Flower  
Ether Element  
Fire Element

Capricorn  
Indigo  
Calcarea Phos  
Jasmine Flower  
Ether Element  
Earth Element

Aquarius  
Purple  
Natrum Mur  
Jasmine Flower  
Ether Element  
Air Element

Pisces  
Violet  
Ferrum Phos  
Jasmine Flower  
Ether Element  
Water Element





Cooking up a Planetarius Formula  
using the Rae Instruments



Finished Planetarius  
Formula for Libra





# Complete Planetarius Formula Set